

The 2023 review

WALLET WATCH



2023 was a year of high inflation, interest rate increases and an ongoing cost-of-living crisis. BNY Mellon Investment Management launched Wallet Watch to check how this may have impacted your wallet last year...



FOOD, GLORIOUS FOOD!¹

Prices of food and non-alcoholic beverages **rose by 10.1%** year-on-year in October 2023.

BUT this is down from a 45-year high of **19.2%** in March 2023.

PIECE OF CAKE²

Between October 2022 and 2023...

Butter prices dropped by **6.1%**



Milk dropped by **1.8%**

YET sugar is almost **50%** more expensive.

BILLS, BILLS, BILLS³

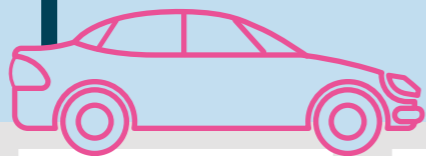
49%

of adults in the UK are using less gas and electricity because of the rising cost of living.

60%

In October 2023 gas prices were **higher** than they were two years previously.

UK car owners spend on average over **£3,000** to run their vehicle per year.




HEATING THE HOUSE⁴

The average household heating bill is expected to rise by approximately **5%** in January 2024.

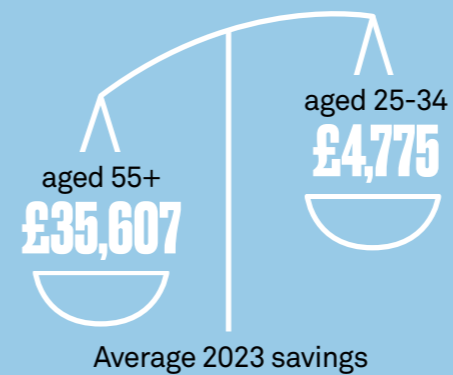
The price cap for a typical household's annual gas and electricity bill is expected to rise from:

£1,834 (between Oct-Dec 2023) → **£1,928** (between Jan-Mar 2024)



LOOKING AFTER THE PENNIES⁵ ...

£17,773 the average savings pot in the UK in 2023.



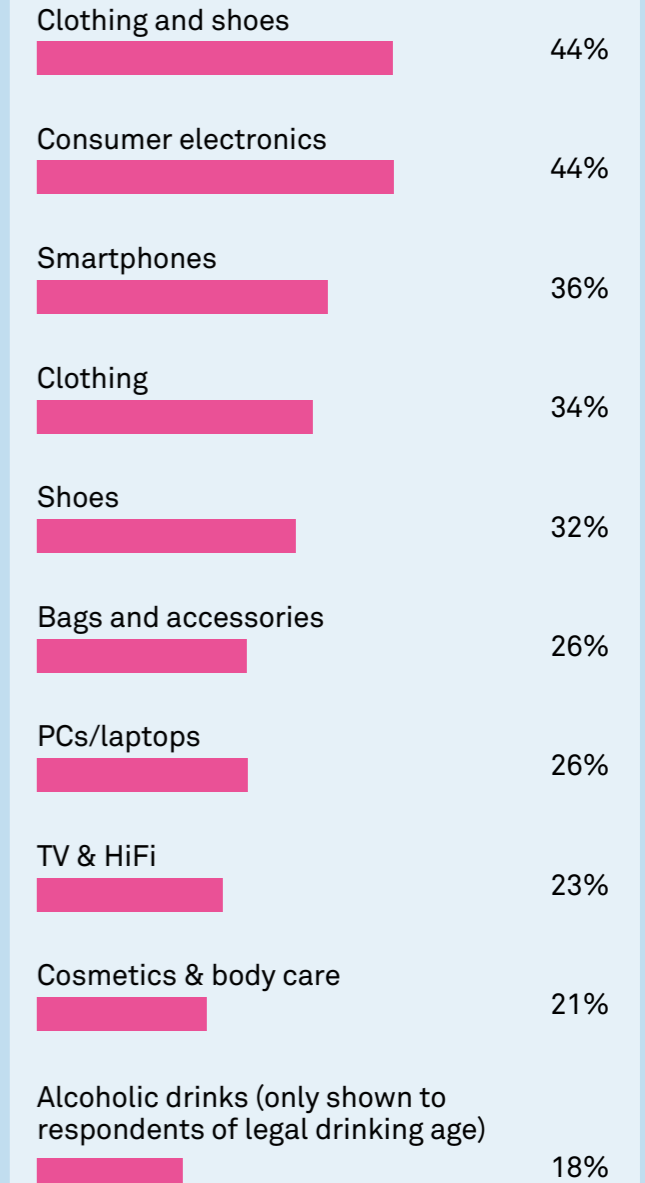
However, **50%** of Brits have £1,000 or less in savings.

23% of Brits had no savings at all in 2023.

SPEND OR SAVE?⁶

What did we buy in 2023?

Statista Consumer Insights surveyed 4,029 consumers to find out which sectors Brits were most likely to buy luxury products in.



(multiple answers were possible, meaning there are very similar categories in the top ranking. Eg. Clothing and shoes, clothing)



1, 2, 3 ONS, Consumer Price Inflation, January 2024. 4 Cornwall Insight Price Cap Forecasts 2024, 29 September 2023. 5 Finder, Savings statistics: Average savings in the UK in 2023, 31 October 2023. 6 Statista, Consumer Insight Survey, conducted October 2022 – September 2023, published January 2024.